



DOES YOUR PRODUCTION NEED: BIG HELP OR A COMPONENT BOOSTER?

We have a Range of Solutions from Complete Plants to RAP to Tanks and More...

stansteel[®] Used Asphalt Plant Products - *why buy new if used is better?*

WE HAVE ANY PLANT COMPONENT YOU NEED TO UPGRADE AND IMPROVE YOUR EXISTING PLANT - PLUS - COMPLETE PLANTS. THE LARGEST SELECTION IN THE INDUSTRY!



GT-4677 300 TPH ALmix Drum

This Plant was New in 2009 and has had only 300,000 tons of use!

- (5) Bin Cold Feed with Screen
- 100" x 32' Counterflow Dryer with Eco-Star Burner
- Secondary Rotary Mixing Drum
- 62,000 CFM Pulsejet Baghouse
- (2) 100 Ton Silos with Slat
- (2) 30,000 and (1) 15,000 Gal. A.C.
- Recycle System and Lime System with Pugmill

Complete Skid Mounted Late Model Counterflow Drum Mix Plant in Excellent Condition!

Additional Drum Mix Plants:

GT-4673 225 TPH Terex Portable

- Late Model Counterflow Drum & BH

GT-4674 275 TPH Terex Portable

- Late Model Counterflow Drum & Baghouse

GT-4674 300 TPH Astec Portable

- Late Model Double Barrel Six Pack Plant

GT-4646 400 TPH Plus CMI

- Complete Stationary Parallelflow Plant
- Owner will Sell by Component Only!



NEW - NEVER USED 400 TPH COUNTERFLOW AND SKID MOUNTED PLANT!

Gencorp Ultra Drum 400 was erected and Never Used due to permitting issues. Complete Plant with all of the extras: 400 TPH Drum, Recycle System, (2) 300 Ton Silos, 79,000 CFM Baghouse, A.C. Tank, Scale, etc.

NEW - NEVER USED - AVAILABLE AND IN STOCK!



GT-4662 Self-Erecting CMI Plant

- (6) Bin Portable Cold Feed
- Portable 400 TPH Plus CMI PVM-10X
- Portable CMI RA-418 Roto-Aire Baghouse
- Astec Self-Erect Silo System with 36" Slat
- Portable 30,000 Gal. CEI Tank Split Compartment with Heater
- Model PEC-2U Control House with Impulse II Controls
- Self-Erecting CMI 500 bbl Lime Silo with Pugmill
- CAT 3417 Genset (725 KW) and CAT (100 KW) Genset
- Ultra Portable 400 TPH Plus plant that is Recycle Ready!



GT-4582 COILED A.C. TANKS

These Tanks are all Empty, have Clean Coils, are Insulated and Skinned. Tanks were Replaced in 2010 with a New Vertical Tank Farm. The Owner has to move these tanks off-site and has dramatically reduced their price to sell them rather than move them!

- (1) 30,000 Gal. CEI Split Compartment
- (1) 25,000 Gal. Hy-Way Skid
- (1) 20,000 Gal. Hy-Way Skid

If you can Move Quickly, an Excellent Deal can be made!



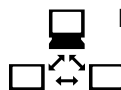
GT-4672 GenTec RAP Gator

This RAP Gator is in Good, Serviceable Condition. It is Available in As-Is Condition or can be Completely Reconditioned. Call for Price and Details!

JUST A SAMPLING - MANY MORE AVAILABLE!



Call Toll Free Today:
1-800-826-0223



Email us or visit our web site at:
mail@stansteel.com
www.stansteel.com

12711 Townepark Way
Louisville, KY 40243
502-245-1977
502-244-4046 (Fax)

If you do not wish to receive faxes from us in the future, please call 1-800-826-0223.



WHEN PORTABLE IS THE ONLY OPTION

stansteel[®] Used Asphalt Plant Products - *why buy new if used is better?*

WE HAVE ANY PLANT COMPONENT YOU NEED TO UPGRADE AND IMPROVE YOUR EXISTING PLANT - PLUS - COMPLETE PLANTS. THE LARGEST SELECTION IN THE INDUSTRY!



GT-4647 150 TPH B.-Greene

Complete Plant in Excellent Condition!

- (4) Bin Cold Feed with 8' x 14' Openings-Teflon Lined Bins and All Conveyors
- DM50 Drum with New Flights and New Trunnions
- Oversized Baghouse with New Bags
- 100 Ton Silo with Weigh Hopper and 36" Wide Drag Slat
- (2) 20,000 and (1) 30,000 Gallon Infernotherm Tanks
- Control House with Late Model Blending Controls



GT-4686 CMI 300 TPH Port Drum Mix

- (4) 8' x 14' Cold Feed Bins with ext.
- 24 x 30 Belt Feeders
- 30" x 55' Main Agg. Belt Scale Conveyor
- 4' x 8' Single Deck Screen
- Port CMI 8' x 36' Parallel Flow Drum
- Hauck SJO 4580 Burner
- Direct Pulse Baghouse
- 10' x 20' Control Trailer with 2007 Libra Quantum Gen III Controls
- Skid Mounted Recycle Bin with Grizzly
- CMI Port 350 TPH Drag Slat Conveyor with Reject System
- 25,000 Gallon Liquid Asphalt Tank



GT-4689 CMI PTD-400 Port Drum Mix

- 8 x 9'4" x 47'6" Triple Drum-Counterflow
- Hauck Total Burner
- 72,000 ACFM Baghouse with 15,228 sq. ft. cloth
- (4) 10 x 14 Cold Feed Bins
- Virgin Aggregate Conveyor
- Scalping Screen
- CMI Recycle System with 8 x 14 Bin, 30" belt feeder, inclined conveyor, dual idler, grizzly scalper & pneumatic cannon
- 200 Ton CMI Silo
- Drag Slat
- 10 x 70 Truck Scale
- (2) 30,000 Gallon Coiled AC Tanks
- CMI Hot Oil Heater
- CMI Control House
- Pugmill



GT-4688 Std. Havens CF Drum Mix

- 100" x 48' Counterflow Drum
- Recycle Collar
- New Flights in 2005
- 60,000 ACFM Baghouse
- 5 Bin Cold Feed, 10 x 14
- Variable Speed Feeders
- 2 Bin Cold Feed, 10 x 14



GT-4680 Port. C.F. Drum Mix Plant

- (5) Bin Cold Feed with Extended Collector
- 5' x 12' Double Deck Deister Scalping Screen
- Portable Cedarapids Model E-400 Counterflow Drum Mixer
- Portable Cedarapids Pulsejet Baghouse 70,000 ACFM
- Self Erecting Recycle System with Single Bin, Feeder, Grizzly, Screen & Scale Conveyor
- Portable 150 Ton Surge Silo
- Portable 30,000 Gal. CEI Tank with mounted Model 1500 Heater
- Portable 12 x 32 Split Level Control House with Complete Set of Controls & Starting Gear



GT-3441T Astec 4-Pack, Port.

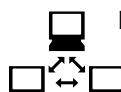
This is a Complete Reconditioned Self-Erect Drum Mix Plant!

- (4) Bin Portable Cold Feed with Screen
- 6' x 36' Drum Mixer with Recycle Collar and Post Drum Mixer
- Integrally Mounted 30,000 CFM Baghouse with all New Bags
- 8' x 20' Portable Control House with All Controls and Starting Gear
- 65 Ton Self-Erect Silo with New Loadout System

JUST A SAMPLING - MANY MORE AVAILABLE!



Call Toll Free Today:
1-800-826-0223



Email us or visit our web site at:
mail@stansteel.com
www.stansteel.com

**12711 Townepark Way
Louisville, KY 40243
502-245-1977
502-244-4046 (Fax)**

To be removed, please call 1-800-826-0223.



COMPLETE JOB READY ASPHALT PLANTS PORTABLE OR SKID MOUNTED COUNTERFLOW OR PARALLEL FLOW WE HAVE THEM ALL AVAILABLE!

stansteel® Used Asphalt Plant Products - *why buy new if used is better?*

WE HAVE ANY PLANT COMPONENT YOU NEED TO UPGRADE AND IMPROVE YOUR EXISTING PLANT - PLUS - COMPLETE PLANTS. THE LARGEST SELECTION IN THE INDUSTRY!



GT-3441T ASTEC 4-PACK, PORT.

This is a Complete Reconditioned Self-Erect Drum Mix Plant!

- (4) Bin Portable Cold Feed with Screen
- 6' x 36' Drum Mixer with Recycle Collar and Post Drum Mixer
- Integrally Mounted 30,000 CFM Baghouse with all New Bags
- 8' x 20' Portable Control House with All Controls and Starting Gear
- 65 Ton Self-Erect Silo with New Loadout System



GT-4677 300 TPH ALmix Drum

This Plant was New in 2009 and has had only 300,000 tons of use!

- (5) Bin Cold Feed with Screen
- 100" x 32' Counterflow Dryer with Eco-Star Burner
- Secondary Rotary Mixing Drum
- 62,000 CFM Pulsejet Baghouse
- (2) 100 Ton Silos with Slat
- (2) 30,000 and (1) 15,000 Gal. A.C.
- Recycle System and Lime System with Pugmill



GT-4674 TEREX C.F. PORT.

This Plant was New in 2007. It is Currently Operating and Ready to Go!

- Portable (5) Bin Cold Feed
- Portable Lime System with Silo & Pugmill
- Terex Model E-275P Port. Counterflow Drum Mixer with RAP Collar & Model 318 Baghouse
- S.E. RAP System with RAP Breaker
- Portable 80 Ton Silo with Slat Conveyor
- 25,000 Gal. Tank with Heater
- Control House with All Controls



GT-4673 TEREX C.F. PORTABLE

New Counterflow Drum Mixer and Baghouse in 2008. Complete Port Plant.

- Portable (4) Bin Cold Feed
- Portable Lime System w/Silo & Pugmill
- Terex Model E-225P Portable Counterflow Drum Mixer w/RAP Entry
- Terex RA-218 Baghouse
- Single Bin RAP System with Scale Conveyor
- Portable 70 Ton Silo with Weigh Hopper and Slat Conveyor
- 20,000 Gal. Portable Tank with Heater
- Control House with all Controls and Starting Gear



GT-4647 150 TPH B. GREENE

Complete Plant in Excellent Condition!

- (4) Bin Cold Feed with 8' x 14' Openings-Teflon Lined Bins and All Conveyors
- DM50 Drum with New Flights and New Trunnions
- Oversized Baghouse with New Bags
- 100 Ton Silo with Weigh Hopper and 36" Wide Drag Slat
- (2) 20,000 and (1) 30,000 Gallon Infernotherm Tanks
- Control House with Late Model Blending Controls



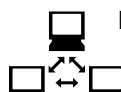
GT-4662 400 TPH S.E. DRUM PLANT

- (6) Bin Portable Cold Feed
- PVM-10EMS Portable Drum Mixer with Recycle Collar
- CMI Model RA-418 Port. Baghouse
- Astec Self-Erect Silo System with 36" Wide Slat
- 30,000 Gal. Port. Split Tank w/Heater
- 500 bbl Self-Erect Lime Silo & Pugmill
- PEC-2UHD Control House & Starters
- CAT 725 KW & CAT 100 KW Genset Complete Job Ready Plant in Very Good Condition!

JUST A SAMPLING - MANY MORE AVAILABLE!



Call Toll Free Today:
1-800-826-0223



Email us or visit our web site at:
mail@stansteel.com
www.stansteel.com

**12711 Townepark Way
Louisville, KY 40243
502-245-1977
502-244-4046 (Fax)**

To be removed, please call 1-800-826-0223.



CAN THESE PLANTS OR COMPONENTS HELP YOUR 2011 SEASON?

NOTE: SEVERAL NEW LISTINGS JUST AVAILABLE!

stansteel®

Used Asphalt Plant Products - *why buy new if used is better?*

WE HAVE ANY PLANT COMPONENT YOU NEED TO UPGRADE AND IMPROVE YOUR EXISTING PLANT - PLUS - COMPLETE PLANTS. THE LARGEST SELECTION IN THE INDUSTRY!



GT-4647 150 TPH B.-Greene

Complete Plant in Excellent Condition!

- (4) Bin Cold Feed with 8' x 14' Openings-Teflon Lined Bins and All Conveyors
- DM50 Drum with New Flights and New Trunnions
- Oversized Baghouse with New Bags
- 100 Ton Silo with Weigh Hopper and 36" Wide Drag Slat
- (2) 20,000 and (1) 30,000 Gallon Infernotherm Tanks
- Control House with Late Model Blending Controls



GT-3441T Astec 4-Pack, Port.

This is a Complete Reconditioned Self-Erect Drum Mix Plant!

- (4) Bin Portable Cold Feed with Screen
- 6' x 36' Drum Mixer with Recycle Collar and Post Drum Mixer
- Integrally Mounted 30,000 CFM Baghouse with all New Bags
- 8' x 20' Portable Control House with All Controls and Starting Gear
- 65 Ton Self-Erect Silo with New Loadout System



GT-4573 Gencor/Bituma Cold Feed

- (5) Bins 10' x 14' includes Dividers
- 24" wide x 9' long Belt Feeders
- (5) 3 HP DC Variable Speed Drives
- Adjustable Gates for flow reg.
- 30" Wide Integral Collector Conveyor with 10 HP Drive
- Heavy Duty Support Leg/Skid structure manufactured using heavy structural steel
- Indoor Electrical Panel with (5) DC Motor Controls



GT-4684 Standard Havens Silo Sys.

- Hot Oil Heat Piping on the Cone
- Cone & Sidewalls are in Good Condition
- 88' long Std. Havens Drag Slat is 36" wide & 36" deep - 200 TPH
- System utilizes twin 4" pitch roller chains with 5" deep x 35" wide slats
- 60 HP Motor drives the Conveyor
- Floor chains, slats & cone all appear to be in very good condition. Chain & floor appear to have 90% + life remaining



GT-4682 BMG Silo System

- (3) 200 Ton Capacity Silos
- Silos #1 & #2 were installed New in 1993 & Cones were Relined in 2006
- Silo #3 was installed New in 1995 & has been used very little since then
- Long Term Storage/Safety Gates on all (3) Silos
- 30" Wide x 87' nom. length Drag Slat
- 9856 Single 6" Pitch Chain



GT-Port. C.F. Drum Mix Plant

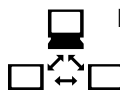
- (5) Bin Cold Feed with Extended Collector
- 5' x 12' Double Deck Deister Scalping Screen
- Portable Cedarapids Model E-400 Counterflow Drum Mixer
- Portable Cedarapids Pulsejet Baghouse 70,000 ACFM
- Self Erecting Recycle System with Single Bin, Feeder, Grizzly, Screen & Scale Conveyor
- Portable 150 Ton Surge Silo
- Portable 30,000 Gal. CEI Tank with mounted Model 1500 Heater
- Portable 12 x 32 Split Level Control House with Complete Set of Controls & Starting Gear

JUST A SAMPLING - MANY MORE AVAILABLE!



Call Toll Free Today:

1-800-826-0223



Email us or visit our web site at:

mail@stansteel.com

www.stansteel.com

**12711 Townepark Way
Louisville, KY 40243**

502-245-1977

502-244-4046 (Fax)

If you do not wish to receive faxes from us in the future, please call 1-800-826-0223.